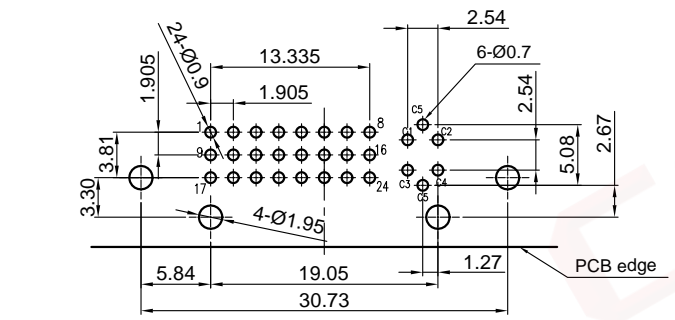
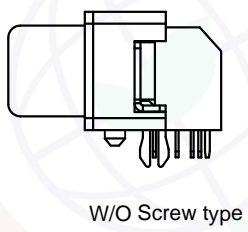
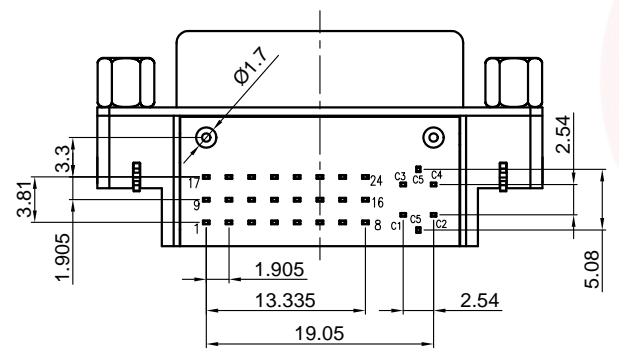
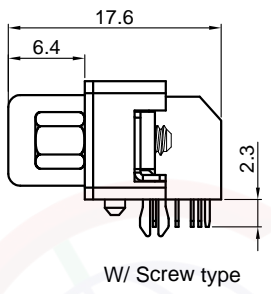
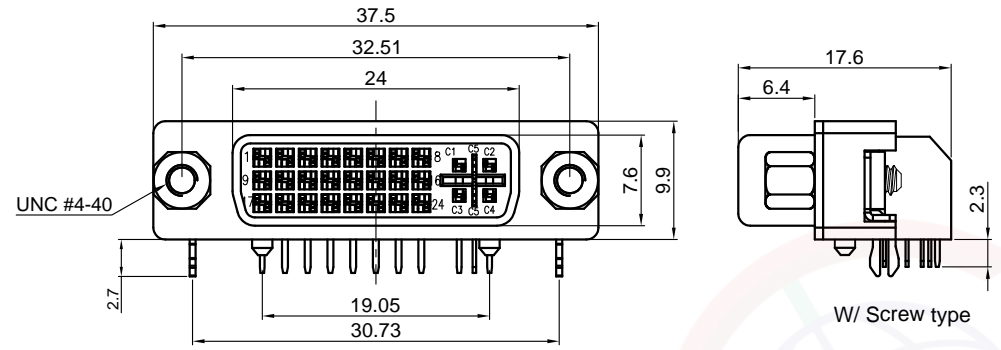


Dept	
Qty	
DC	1
ED	1
IE	1
ISO	1
PD	1
R&D	1
SD	1
QA	1
QC	1
QE	1

The information provided herein is from CONNELY Electronic Co., Ltd. and is confidential. Any disclosure to a party other than the recipient is prohibited. The intellectual properties and its rights contained herein, including but not limited to, trademarks, patents, copyrights, trade secrets, and technical know-how, are owned exclusively by CONNELY or its affiliates. Unauthorized use or modification is strictly prohibited. CONNELY may enforce its intellectual property rights at its own discretion, failure or delays to exercise such rights does not constitute a waiver of such rights.

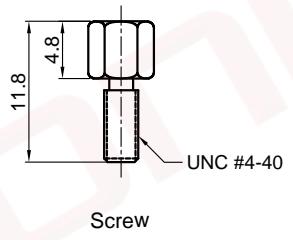
REV.	DESCRIPTION	DRAWN	CHECKED	APPROVED
A	NEW RELEASE	HP 21/06/05'		LJC 21/06/05'
D	DRAWING UPDATE	JLZ 05/09/20'		



Recommend PCB layout
(Tolerance:±0.05)



(Series Image-Reference Only)



Notes:

1. Material:
 - 1.1. Housing: Temperature UL 94V-0.
 - 1.2. Contacts: Copper Alloy. Selective Gold Flash.
 - 1.3. Shell: Steel.
2. Specifications:
 - 2.1. Operate Temperature: -20° C~+85° C
 - 2.2. Insulation Resistance: 1000MΩ Min.
 - 2.3. Contact Resistance: 30mΩ max.
 - 2.4. Withstanding Voltage: 500V AC 1min.
 - 2.5. Voltage Rating: 40V AC max.
 - 2.6. Current Rating: 3A
3. Product Number Code:

DS1091 - X X X X

- Screw type
- X: W/O screw
- S: W/ #4-40(unc) screw
- D: Rivet type with screw in bulk package
- Contact Plating
- 0: Selective gold flash
- Shell plating
- N: Nickel
- 6: Tin
- Color of housing
- B: Black
- V: Ivory

GENERAL TOLERANCE		ANGLE TOLERANCE		PROJECTION		TITLE	
X.	±0.60	X.	±5°			DVI Receptacle R/A Type 24+5	
.X	±0.38	.X	±3°	UNITS		mm	
.XX	±0.25	.XX	±2°	SHEET SIZE		A4	
DRAWING TYPE				CUSTOMER			
SCALE				1:1 SHEET 1 OF 1			
DRAWING NO.				C-DS1091-XXXX-D			
晨翔电子有限公司 CONNELY ELECTRONIC CO., LTD							