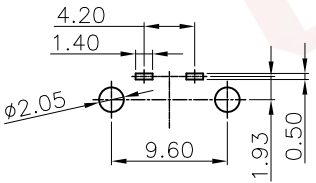
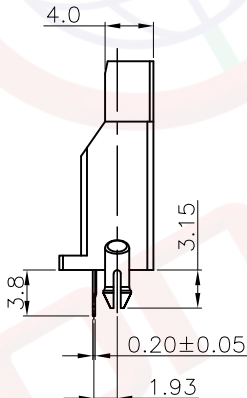
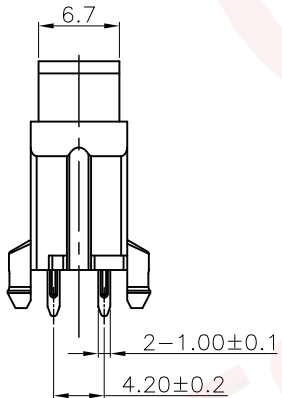
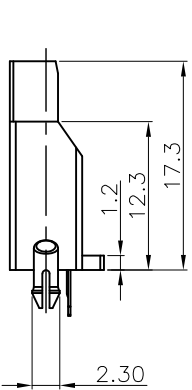
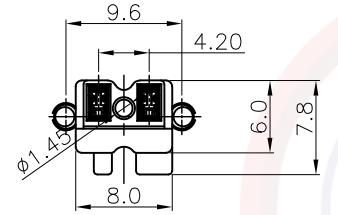
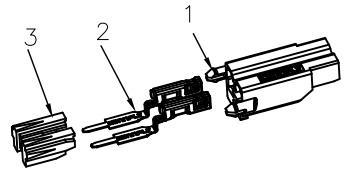


The information provided herein is from CONNELY Electronic Co., Ltd. and is confidential. Any disclosure to a party other than the recipient is prohibited. The intellectual properties and its rights contained herein, including but not limited to, trademarks, patents, copyrights, trade secrets, and technical know-how, are owned exclusively by CONNELY or its affiliates. Unauthorized use of this information in any format or manner, CONNELY may enforce its intellectual property rights at its own discretion; failures or delays to exercise such rights does not constitute a waiver of such rights.

1 2 3 4 5 6 7 8

Dept	Qty
DC	1
ED	1
IE	1
ISO	1
PD	1
R&D	1
SD	1
QA	1
QC	1
QE	1



RECOMMEND PCB LAYOUT
(TOLERANCE=±0.05)

REV.	DESCRIPTION	DRAWN	CHECKED	APPROVED
A	NEW RELEASE	JLZ 08/10/18'		

- NOTES:
- ELECTRICAL CHARACTERISTICS:
 - CONTACT RESISTANCE: 260mΩ Max.
 - DIELECTRIC WITHSTANDING VOLTAGE: 500V AC(rms) FOR 1 MINUTE.
 - INSULATION RESISTANCE: 100MΩ Min.
 - CURRENT RATING:1A.
 - VOLTAGE RATING:30V DC.
 - ENVIRONMENT CHARACTERISTICS:
 - TEMPERATURE: -25°C~+70°C.
 - MATERIALS
 - CONTACT MATERIAL: COPPER ALLOY, GOLD OVER NICKEL PLATED.
 - INSULATOR MATERIALS: NYLON/PC GRAY/BLACK/RED.
 - PRODUCT NUMBER CODE:

DS1092-28 - X X X X 0 X 0

- Packing Type
P:Polybag
- Housing Color
A:Gray
B:Black
R:Red
- Contact Plating
8:Gold Flash
- Mounting Type
V:V/T Type
- Connector Type
S:Socket

GENERAL TOLERANCE		ANGLE TOLERANCE		PROJECTION		TITLE	4.2mm Travel Switch V/T Type H=17.3mm	
X.	±0.60	X.	±5°	UNITS	mm			
.X	±0.38	.X	±3°	SHEET SIZE	A4	SERIES	DS1092-28 SERIES	
.XX	±0.25	.XX	±2°	晨翔电子有限公司 CONNELY CONNELY ELECTRONIC CO. LTD				
DRAWING TYPE		CUSTOMER						
SCALE		1:1						
DRAWING NO.		C-DS1092-28-XXXX0X0-A						

1 2 3 4 5 6 7 8