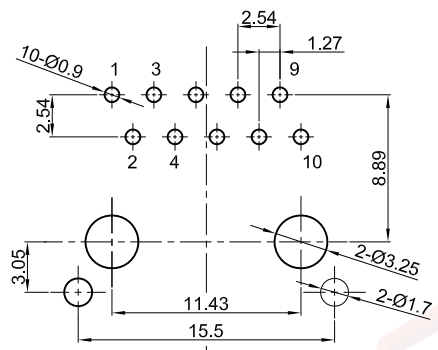
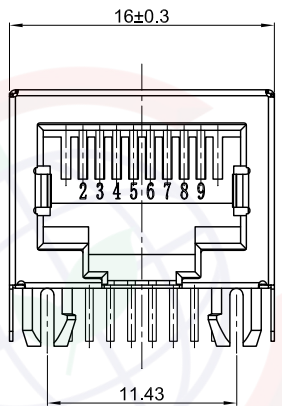
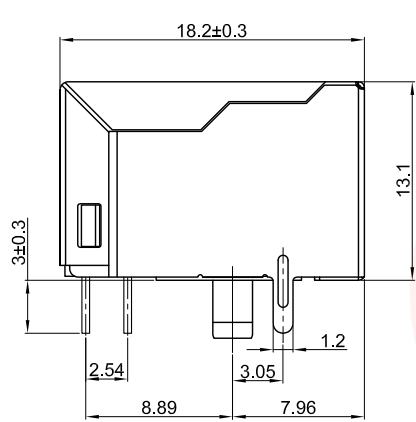
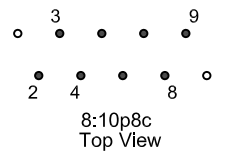


The information provided herein is from CONNELY Electronic Co., Ltd. and is confidential. Any disclosure to a party other than the recipient is prohibited. The intellectual properties and its rights contained herein, including but not limited to, trademarks, patents, copyrights, trade secrets, and technical know-how, are owned exclusively by CONNELY or its affiliates. Unauthorized use of this information in any format or manner. CONNELY may enforce its intellectual property rights at its own discretion; failures or delays to exercise such rights does not constitute a waiver of such rights.

1 2 3 4 5 6 7 8

Dept	
Qty	
DC	1
ED	1
IE	1
ISO	1
PD	1
R&D	1
SD	1
QA	1
QC	1
QF	1



Recommend PCB layout
(Tolerance:±0.05)

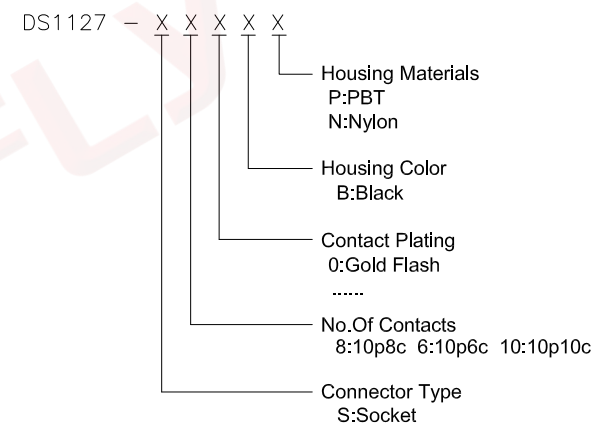


(Series Image-Reference Only)

REV.	DESCRIPTION	DRAWN	CHECKED	APPROVED
A	NEW RELEASE	LJH 03/26/06'		
B	DRAWING UPDATE	JLZ 07/06/18'		
C	DRAWING UPDATE	JLZ 10/23/24'		

Notes:

- Electrical Characteristics:
 - Contact Resistance: 20mΩ Max.
 - Dielectric Withstanding Voltage: 500V AC(rms) For 1 Minute.
 - Insulation Resistance: 1000MΩ Min.
 - Current Rating:1.5A.
 - Voltage Rating:125V AC rms.
- Environment Characteristics:
 - Temperature: -40°C~+85°C.
- Materials:
 - Contact Material: Copper Alloy.
 - Contact Plating: Gold Flash.
 - Shell Material: Copper Alloy,Nickel Plated.
 - Insulator Materials: Temperature,Black.
- Product Number Code:



GENERAL TOLERANCE		ANGLE TOLERANCE		PROJECTION	TITLE	
X.	±0.60	X.	±5°		PCB JACK 10P	
.X	±0.38	.X	±3°	mm		
.XX	±0.25	.XX	±2°	A4		
DRAWING TYPE				CUSTOMER	SHEET	DS1127 SERIES
SCALE		1:1	SHEET	1 OF 1		
DRAWING NO.		C-DS1127-XXXXX-C				

晨翔电子有限公司
CONNELY CONNELY ELECTRONIC CO. LTD

1 2 3 4 5 6 7 8