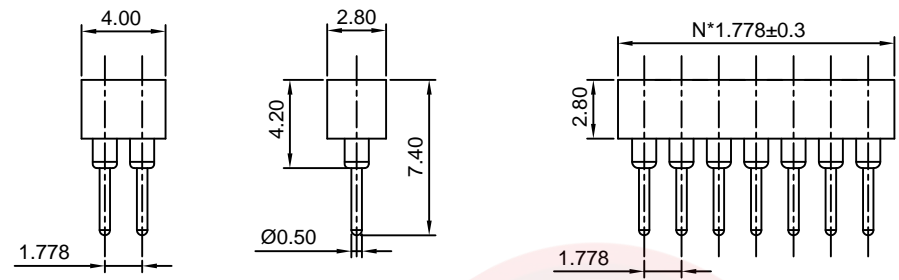


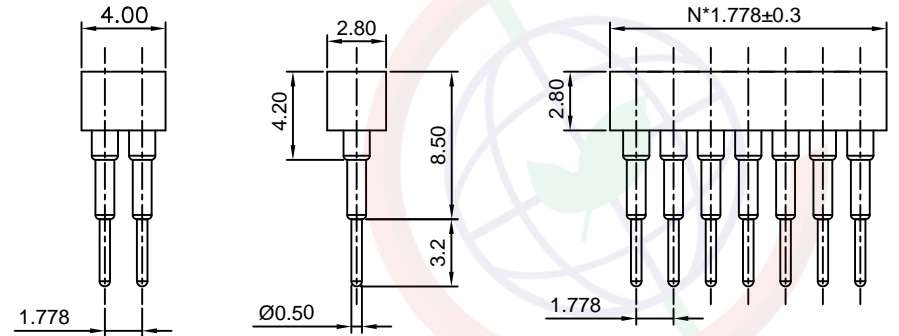
Dept	
Qty	
DC	1
ED	1
IE	1
ISO	1
PD	1
R&D	1
SD	1
QA	1
QC	1
QE	1

The information provided herein is from CONNELY Electronic Co., Ltd. and is confidential. Any disclosure to a party other than the recipient is prohibited. The intellectual properties and its rights contained herein, including but not limited to, trademarks, patents, copyrights, trade secrets, and technical know-how, are owned exclusively by CONNELY or its affiliates. Unauthorized use or reproduction of any part of this document for any purpose without the prior written permission of CONNELY is strictly prohibited. CONNELY may enforce its intellectual property rights at its own discretion, failures or delays to exercise such rights does not constitute a waiver of such rights.

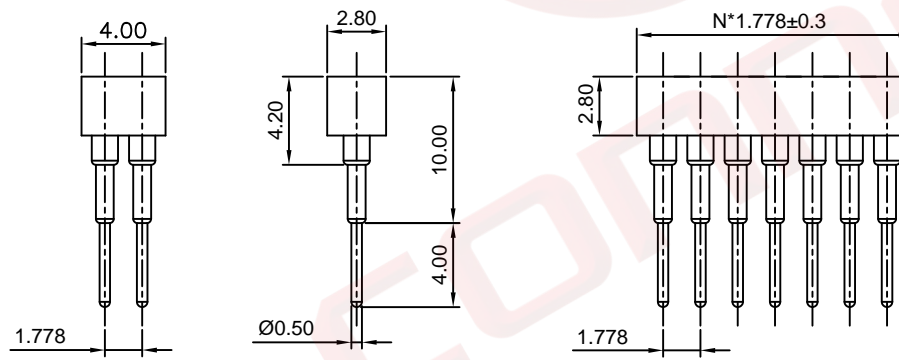
Type 1



Type 2



Type 3



(Series Image-Reference Only)

REV.	DESCRIPTION	DRAWN	CHECKED	APPROVED
A	NEW RELEASE	JLZ 05/26/16'	HZW 05/26/16'	LJC 05/26/16'
B	DRAWING UPDATE	JLZ 07/23/18'		

NOTES:

- Electrical characteristics:
  - Contact resistance: 20mΩ Max.
  - Dielectric withstanding voltage: 500V AC(rms) for 1 minute.
  - Insulation resistance: 1000MΩ Min.
- Environment characteristics:
  - Temperature: -40°C~+105°C.
- Product number code:

DS1002-11 - X X X X

- Contact type
  - Type 1
  - Type 2
  - Type 3
- Clip plating
  - Tin 150u"
  - Tin 200u"
  - G/F
  - Gold 3u"
  - Gold 10u"
  - Gold 15u"
- Pin plating
  - Tin 150u"
  - Tin 200u"
  - G/F
  - Gold 3u"
  - Gold 10u"
  - Gold 15u"
- No. of contacts
  - 1x1~1x40
  - 2x2~2x40

GENERAL TOLERANCE		ANGLE TOLERANCE	
X.	±0.60	X.	±5°
.X	±0.38	.X	±3°
.XX	±0.25	.XX	±2°
DRAWING TYPE		CUSTOMER	
SCALE		1:1	SHEET 1 OF 1
DRAWING NO.		C-DS1002-11-XXXXX-B	

PROJECTION		TITLE	
UNITS	mm	1.778mm IC SOCKET H=2.8mm	
SHEET SIZE	A4	SERIES	DS1002-11 SERIES

晨翔电子有限公司  
CONNFLY CONNELY ELECTRONIC CO. LTD