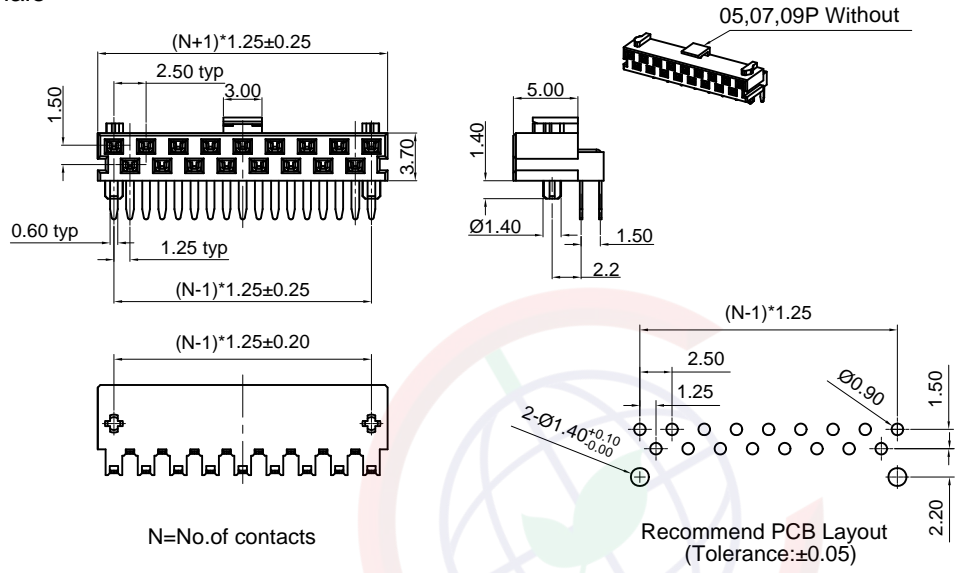


The information provided herein is from CONNELY Electronic Co., Ltd. and is confidential. Any disclosure to a party other than the recipient is prohibited. The intellectual properties and its rights contained herein, including but not limited to, trademarks, patents, copyrights, trade secrets, and technical know-how, are owned exclusively by CONNELY or its affiliates. Unauthorized use or reproduction of any part of this document is strictly prohibited. CONNELY may enforce its intellectual property rights at its own discretion, failures or delays to exercise such rights does not constitute a waiver of such rights.

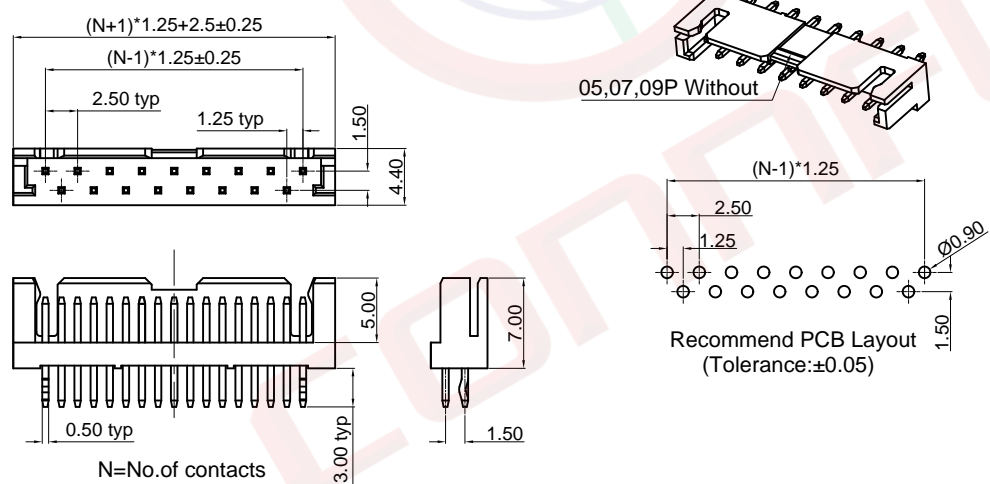
Female



N=No.of contacts


Recommend PCB Layout
(Tolerance:±0.05)

Male



N=No.of contacts

Recommend PCB Layout
(Tolerance:±0.05)



(Series Image-Reference Only)

REV.	DESCRIPTION	DRAWN	CHECKED	APPROVED
A	NEW RELEASE	JLZ 03/08/16'	HZW 03/08/16'	LJC 03/08/16'
B	DRAWING UPDATE	JLZ 08/24/18'		

NOTES:

- Electrical characteristics:
 - Contact resistance: 30mΩ Max.
 - Dielectric withstanding voltage: 500V AC(rms) for 1 minute.
 - Insulation resistance: 500MΩ Min.
 - Current rating:1A.
- Environment characteristics:
 - Temperature: -25°C~+85°C.
- MATERIALS
 - Contact material: Copper alloy.
 - Contact plating: Matte tin
 - Insulator material: Nylon 66
- Product number code:

DS1013-02- X X X X X

- Housing color
B:Black A:Gray
L:Blue W:White
- Contact plating
6: Tin
- Mounting type
S: V/T Type(Male)
R: R/A Type(Female)
- Connector type
F: Female
M: Male
- No.of contacts
05~33

GENERAL TOLERANCE		ANGLE TOLERANCE		PROJECTION	TITLE	
X.	±0.60	X.	±5°		1.25mm Box & Female Header	
.X	±0.38	.X	±3°	UNITS	mm	
.XX	±0.25	.XX	±2°	SHEET SIZE	A4	SERIES DS1013-02 SERIES
DRAWING TYPE		CUSTOMER		晨翔电子有限公司 CONNELY ELECTRONIC CO. LTD		
SCALE	1:1	SHEET	1 OF 1			
DRAWING NO.	C-DS1013-02-XXXX-B					