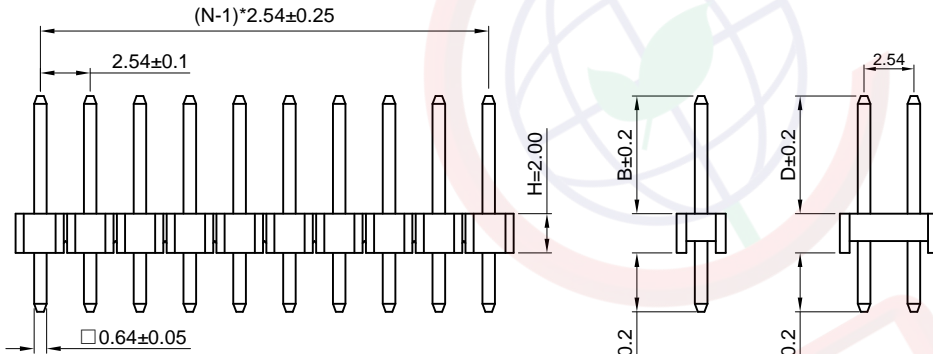
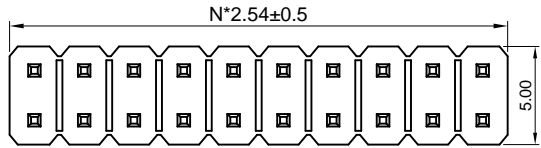
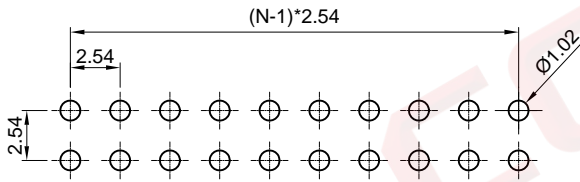


Dept	
Qty	
DC	1
ED	1
IE	1
ISO	1
PD	1
R&D	1
SD	1
QA	1
QC	1
QE	1

A/B or C/D:Customer length available



N: Number of contacts/2 (Double row)
N: Number of contacts (Single row)



Recommend PCB layout



(Series Image-Reference Only)

REV.	DESCRIPTION	DRAWN	CHECKED	APPROVED
A	NEW RELEASE	LJC 06/10/14'		LJC 06/10/14'
B	DRAWING UPDATE	JLZ 12/15/18'		

NOTES:

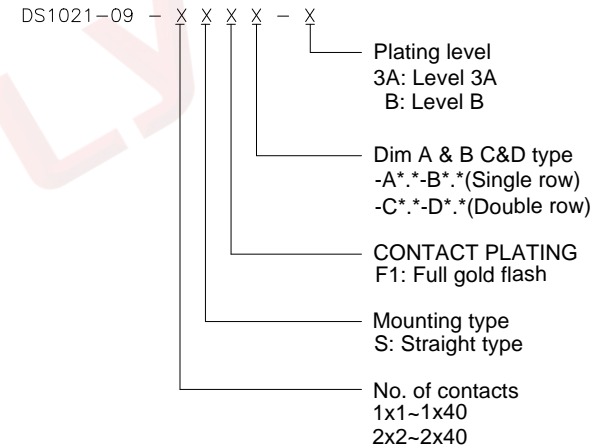
Specifications:

1. Contact resistance: 20mΩ Max.
2. Insulation resistance: 1000MΩ Min.
3. Dielectric withstanding voltage: 600V AC(Rms) for 1 minute.
4. Current rating:3A.
5. Voltage rating:250V AC Rms.
6. Temperature: -40°C~+105°C.

Materials:

1. Contact material: Copper alloy.
2. Contact plating: Gold plating over nickel.
3. Insulator material: Thermoplastic,Black,UL94-V0.

Product number code:



GENERAL TOLERANCE		ANGLE TOLERANCE		PROJECTION		TITLE	
X.	±0.60	X.	±5°	UNITS	mm	2.54mm PIN HEADER V/T TYPE PROFILE HEIGHT H=2.0mm	
.X	±0.38	.X	±3°	SHEET SIZE	A4	SERIES	DS1021-09 SERIES
.XX	±0.25	.XX	±2°	晨翔电子有限公司 CONNFLY CONNFLY ELECTRONIC CO. LTD			
DRAWING TYPE		CUSTOMER					
SCALE	1:1	SHEET	1 OF 1				
DRAWING NO.		C-DS1021-09-XXXX-X-B					

The information provided herein is from CONNFLY Electronic Co., Ltd. and is confidential. Any disclosure to a party other than the recipient is prohibited. The intellectual properties and its rights contained herein, including but not limited to, trademarks, patents, copyrights, trade secrets, and technical know-how, are owned exclusively by CONNFLY or its affiliates. Unauthorized use or reproduction of any part of this document is strictly prohibited. CONNFLY may enforce its intellectual property rights at its own discretion, failures or delays to exercise such rights does not constitute a waiver of such rights.