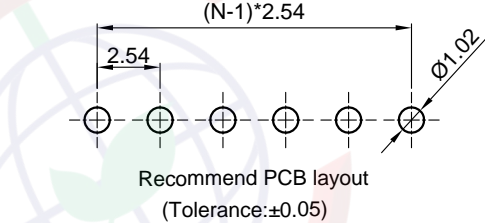
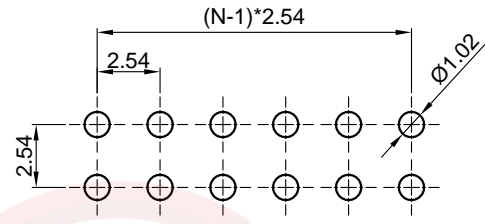
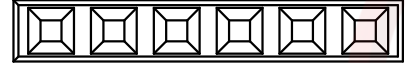
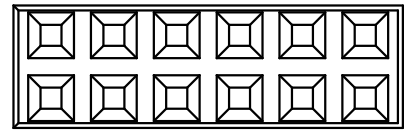


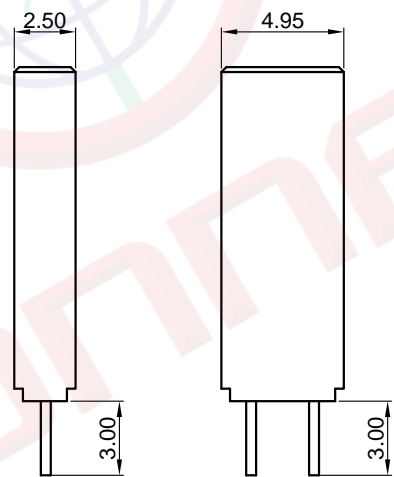
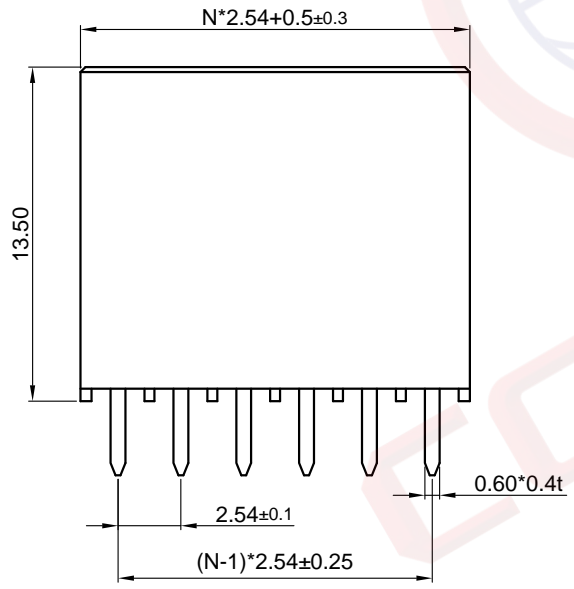
Dept	Qty
DC	1
ED	1
IE	1
ISO	1
PD	1
R&D	1
SD	1
QA	1
QC	1
QE	1

The information provided herein is from CONNELY Electronic Co., Ltd. and is confidential. Any disclosure to a party other than the recipient is prohibited. The intellectual properties and its rights contained herein, including but not limited to, trademarks, patents, copyrights, trade secrets, and technical know-how, are owned exclusively by CONNELY or its affiliates. Unauthorized use or reproduction of any part of this document is strictly prohibited. CONNELY may enforce its intellectual property rights at its own discretion, failures or delays to exercise such rights does not constitute a waiver of such rights.

REV.	DESCRIPTION	DRAWN	CHECKED	APPROVED
A	NEW RELEASE	JLZ 11/11/15'	HZW 11/11/15'	LJC 11/11/15'
B	DRAWING UPDATE	JLZ 01/11/19'		




Recommend PCB layout
(Tolerance:±0.05)



Single row
N=No.of contacts

Double row
N=No.of contacts/2



(Series Image-Reference Only)

Notes:
Specifications:
1. Contact Resistance: 20mΩ Max.
2. Insulation Resistance: 1000MΩ Min.
3. Dielectric Withstanding Voltage: 600V AC(rms) For 1 Minute.
4. Current Rating:3A.
5. Temperature: -40°C~+105°C.
Materials:
1. Contact Material: Copper Alloy.
2. Contact Plating: Gold Plating Over Nickel.
3. Insulator Material: PBT,Black,UL94-V0.
Product Number Code:
DS1023-35 - X X X
Contact plating
2: Nickel + Gold Flash
8: Full gold flash
Mounting type
V: V/T type
No.of contacts
1x2 - 1x40
2x2 - 2x40

GENERAL TOLERANCE		ANGLE TOLERANCE		PROJECTION		TITLE	2.54mm FEMALE HEADER	
X.	±0.60	X.	±5°	UNITS	mm	V/T TYPE H=13.5mm		
.X	±0.38	.X	±3°	SHEET SIZE	A4	SERIES	DS1023-35 SERIES	
.XX	±0.25	.XX	±2°	晨翔电子有限公司 CONNFLY ELECTRONIC CO. LTD				
DRAWING TYPE		CUSTOMER						
SCALE	1:1	SHEET	1 OF 1					
DRAWING NO.		C-DS1023-35-XXX-B						