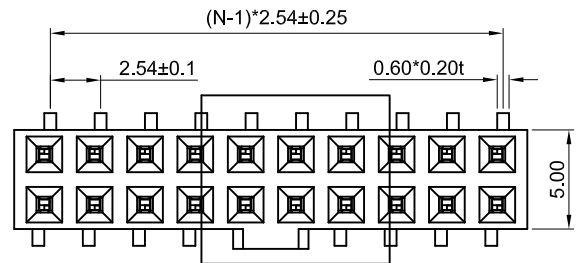


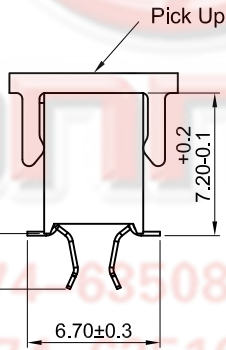
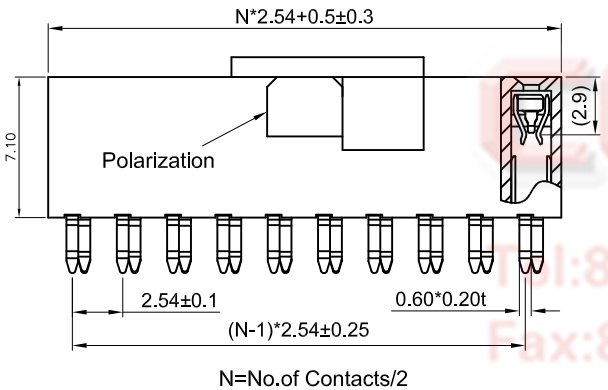
Dept
Qty
DC 1
ED 1
IE 1
ISO 1
PD 1
R&D 1
SD 1
QA 1
QC 1
QE 1

The information provided herein is from CONNELY Electronic Co., Ltd. and is confidential. Any disclosure to a party other than the recipient is prohibited. The intellectual properties and its rights contained herein, including but not limited to, trademarks, patents, copyrights, trade secrets, and technical know-how, are owned exclusively by CONNELY or its affiliates. Unauthorized use of this information in any format or manner. CONNELY may enforce its intellectual property rights at its own discretion; failures or delays to exercise such rights does not constitute a waiver of such rights.

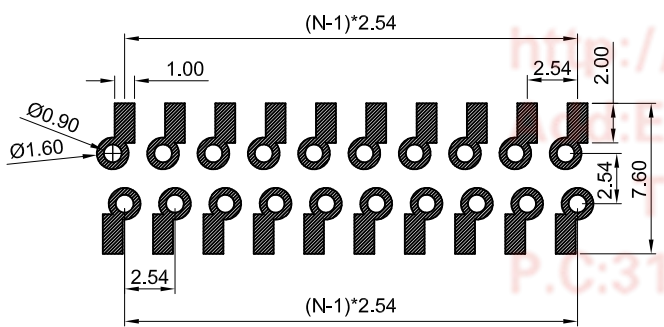
REV.	DESCRIPTION	DRAWN	CHECKED	APPROVED
A	NEW RELEASE	JLZ 04/13/19'		



3D View



Pick Up



RECOMMEND PCB LAYOUT
(TOLERANCE=±0.05)

Notes:

Specifications:

- Contact Resistance: 20mΩ Max.
- Insulation Resistance: 1000MΩ Min.
- Dielectric Withstanding Voltage: 600V AC(rms) For 1 Minute.
- Current Rating:3A.
- Voltage Rating:250V AC rms.
- Temperature: -40°C~+105°C.

Materials:

- Contact Material: Copper Alloy.
- Contact Plating: Gold Plating Over Nickel.
- Insulator Material: High Temp,Black,UL94-V0.

Product Number Code:

DS1023-60 - X X X X X X

- Polarization Support
S:W/ Polarization
X:W/O Polarization
- Packing Type
R:Tape On Reel
T:Tray
- Pick Up Support
S: W/
X: W/O
- Contact Plating
8: Full Glod Flash
- Housing Color
B: BLACK
- No.of Contacts
2x2 - 2x40

GENERAL TOLERANCE		ANGLE TOLERANCE	
X.	±0.60	X.	±5°
.X	±0.38	.X	±3°
.XX	±0.25	.XX	±2°

DRAWING TYPE	CUSTOMER		
SCALE	1:1	SHEET	1 OF 1
DRAWING NO.	C-DS1023-60-XXXXXX-A		

PROJECTION		TITLE	2.54mm Female Header V/T+SMT Type H=7.1mm	
UNITS	mm	SERIES	DS1023-60 SERIES	

晨翔电子有限公司
CONNFLY CONNELY ELECTRONIC CO. LTD