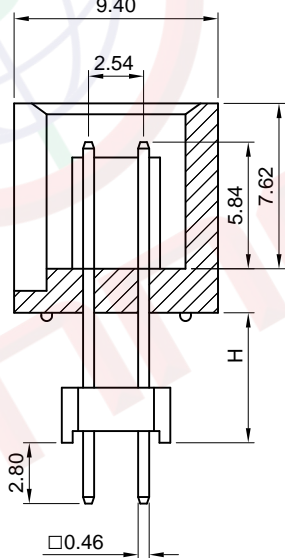
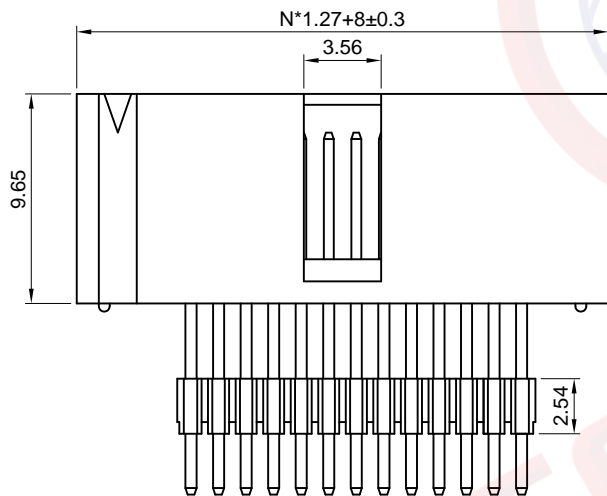
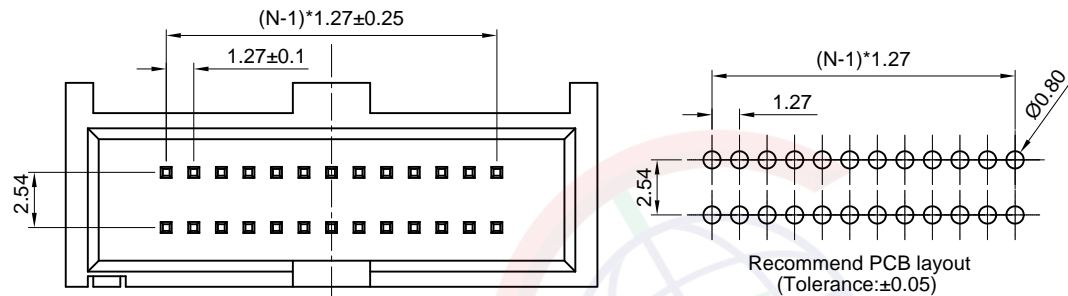


The information provided herein is from CONNPLY Electronic Co., Ltd. and is confidential. Any disclosure to a party other than the recipient is prohibited. The intellectual properties and its rights contained herein, including but not limited to, trademarks, patents, copyrights, trade secrets, and technical know-how, are owned exclusively by CONNPLY or its affiliates. Unauthorized use or reproduction of any part of this document is strictly prohibited. CONNPLY may enforce its intellectual property rights at its own discretion, failures or delays to exercise such rights does not constitute a waiver of such rights.

Dept	
Qty	
DC	1
ED	1
IE	1
ISO	1
PD	1
R&D	1
SD	1
QA	1
QC	1
QF	1

N=No.of contacts/2



(Series Image-Reference Only)

REV.	DESCRIPTION	DRAWN	CHECKED	APPROVED
A	NEW RELEASE	JLZ 08/31/17'		LJC 08/31/17'
B	DRAWING UPDATE	JLZ 12/05/20'		

Notes:

Specifications:

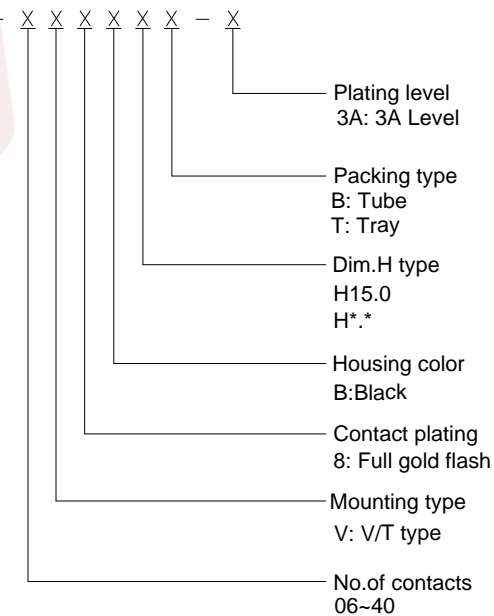
- Contact Resistance: 20mΩ Max.
- Insulation Resistance: 1000MΩ Min.
- Dielectric Withstanding Voltage: 300V AC(rms) For 1 Minute.
- Current Rating:1A.
- Temperature: -40°C~+105°C.

Materials:

- Contact Material: Copper Alloy.
- Contact Plating: Gold Plating Over Nickel.
- Insulator Material: High temp,Black,UL94-V0.

Product Number Code:

DS1064-07 - X X X X X X - X



GENERAL TOLERANCE		ANGLE TOLERANCE		PROJECTION		TITLE	1.27*2.54mm Box Header
X.	±0.60	X.	±5°	UNITS	mm		Stack V/T Type H=9.65mm
.X	±0.38	.X	±3°	SHEET SIZE	A4	SERIES	DS1064-07 SERIES
.XX	±0.25	.XX	±2°	晨翔电子有限公司 CONNPLY ELECTRONIC CO. LTD			
DRAWING TYPE		CUSTOMER					
SCALE	1:1	SHEET	1 OF 1				
DRAWING NO.		C-DS1064-07-XXXXXX-X-B					