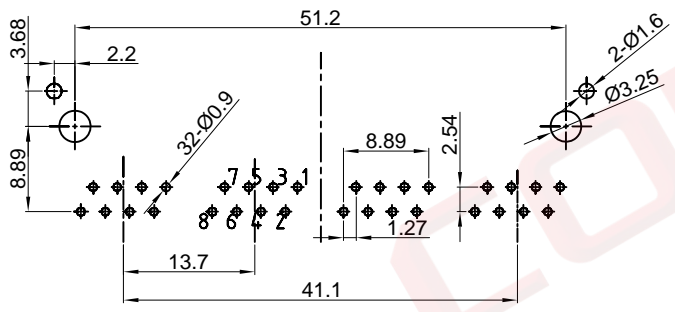
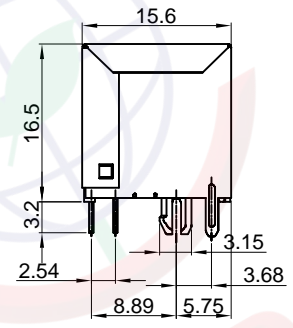
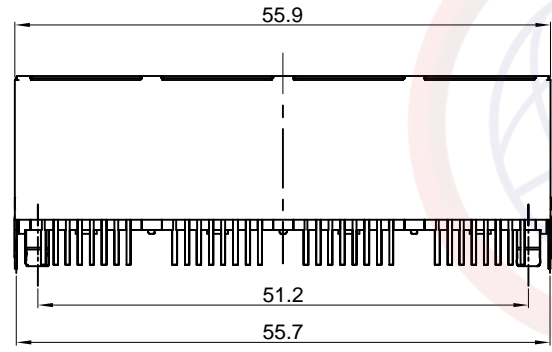
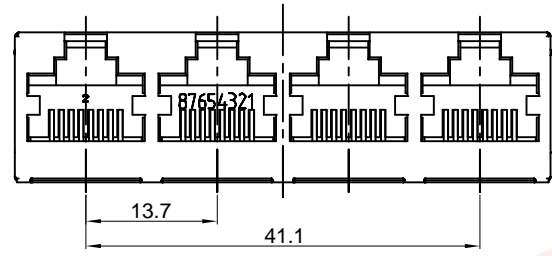


Dept	
Qty	
DC	1
ED	1
IE	1
ISO	1
PD	1
R&D	1
SD	1
QA	1
QC	1
QE	1

The information provided herein is from CONNELY Electronic Co., Ltd. and is confidential. Any disclosure to a party other than the recipient is prohibited. The intellectual properties and its rights contained herein, including but not limited to, trademarks, patents, copyrights, trade secrets, and technical know-how, are owned exclusively by CONNELY or its affiliates. Unauthorized use or reproduction of any part of this document, in any form or by any means, without the prior written permission of CONNELY, is strictly prohibited. CONNELY may enforce its intellectual property rights at its own discretion, failures or delays to exercise such rights does not constitute a waiver of such rights.



Recommend PCB layout
(Tolerance:±0.05)



(Series Image-Reference Only)

REV.	DESCRIPTION	DRAWN	CHECKED	APPROVED
A	NEW RELEASE	JLZ 11/23/16'		
B	DRAWING UPDATE	JLZ 09/02/21'		

Notes:

- Electrical Characteristics:
 - Contact Resistance: 20mΩ Max.
 - Dielectric Withstanding Voltage: 500V AC(rms) For 1 Minute.
 - Insulation Resistance: 1000MΩ Min.
 - Current Rating:1.5A.
 - Voltage Rating:150V AC rms.
- Environment Characteristics:
 - Temperature: -40°C~+85°C.
- Materials:
 - Contact Material: Copper Alloy.
 - Contact Plating: Gold Over Nickel.
 - Insulator Materials: PBT/PA66,UL94-V0.
- Product Number Code:

DS1129-07 - X X X X X

- Housing Materials
P:PBT
N:Nylon
- Contact Plating
8: Gold flash
C: 3u" gold
A: 10u" gold
- Housing Color
B:Black
Y:Yellow(For Nylon only)
- No.Of Contacts
8:8p8c
- Connector Type
S:Socket

GENERAL TOLERANCE		ANGLE TOLERANCE	
X.	±0.60	X.	±5°
.X	±0.38	.X	±3°
.XX	±0.25	.XX	±2°
DRAWING TYPE		CUSTOMER	
SCALE		1:1	SHEET 1 OF 1
DRAWING NO.		C-DS1129-07-XXXXX-B	

PROJECTION		TITLE	PCB Jack 8 Positions 1*4 Port
UNITS	mm		W/ Shell 3.68mm V/T Type
SHEET SIZE	A4	SERIES	DS1129-07 SERIES

晨翔电子有限公司
CONNFLY CONNELY ELECTRONIC CO. LTD