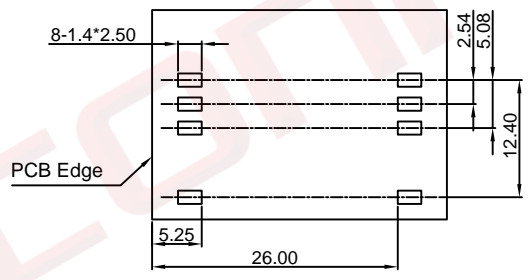
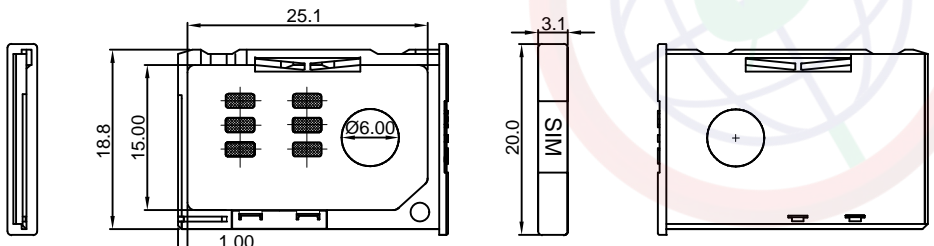
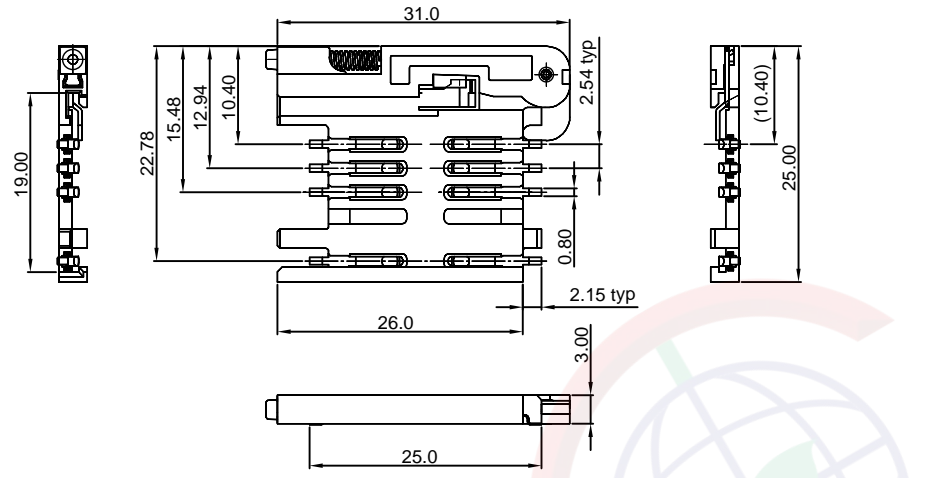


Dept	
Qty	
DC	1
ED	1
IE	1
ISO	1
PD	1
R&D	1
SD	1
QA	1
QC	1
QF	1

The information provided herein is from CONNELY Electronic Co., Ltd. and is confidential. Any disclosure to a party other than the recipient is prohibited. The intellectual properties and its rights contained herein, including but not limited to, trademarks, patents, copyrights, trade secrets, and technical know-how, are owned exclusively by CONNELY or its affiliates. Unauthorized use or disclosure of any intellectual property rights for any purpose without the prior written consent of CONNELY may result in legal action. CONNELY may enforce its intellectual property rights at its own discretion, failures or delays to exercise such rights does not constitute a waiver of such rights.



(Series Image-Reference Only)

REV.	DESCRIPTION	DRAWN	CHECKED	APPROVED
A	NEW RELEASE	JLZ 10/25/17'		
B	DRAWING UPDATE	JLZ 12/18/20'		

Notes:

- Electrical characteristics:
 - Contact resistance: 100mΩ Max.
 - Dielectric withstanding voltage: 500V AC(rms) for 1 minute.
 - Insulation resistance: 1000MΩ Min.
 - Current rating: 0.5A.
- Environment characteristics:
 - Temperature range: -40°C~+85°C.
- Materials
 - Contact material: Copper alloy T=0.15mm.
 - Contact plating: Selective gold.
 - Insulator material: LCP, Color of black.
- Product number code:

DS1138-12 - XX X X X X X

- Packing Type
 - B: Tube
 - R: Tape on reel
- Housing color
 - B: Black
- Contact Plating
 - 0: Selective gold flash
 - 4: Selective 3u" gold
- Mounting type
 - S: SMT type
- Connector type
 - S: Socket
- No. of contacts
 - 06:6pin

GENERAL TOLERANCE		ANGLE TOLERANCE	
X.	±0.60	X.	±5°
.X	±0.38	.X	±3°
.XX	±0.25	.XX	±2°

DRAWING TYPE	CUSTOMER		
SCALE	1:1	SHEET	1 OF 1
DRAWING NO.	C-DS1138-12-XXXXXX-B		

PROJECTION		TITLE	2.54mm Pitch ChipSIM Connector with Ejector
UNITS	mm	SERIES	DS1138-12 SERIES

晨翔电子有限公司
CONNFLY CONNELY ELECTRONIC CO. LTD